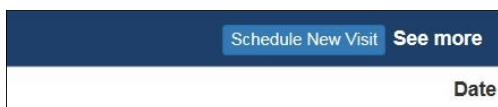


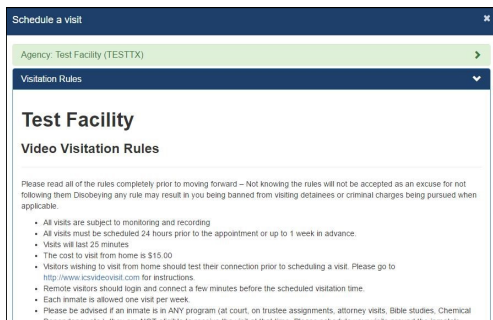
## Visitor Scheduling Instruction Guide

Go to [www.icsolutions.com](http://www.icsolutions.com) from any internet enabled device to login to your existing ICSolutions® account or create a new account.

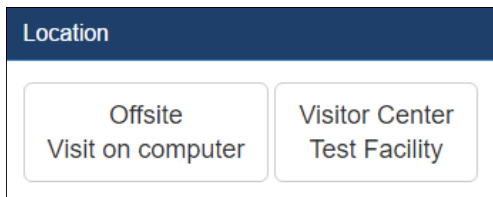
- Once logged into your ICSolutions® account click **Schedule New Visit** under the Upcoming Visits tab



- Enter the facility name



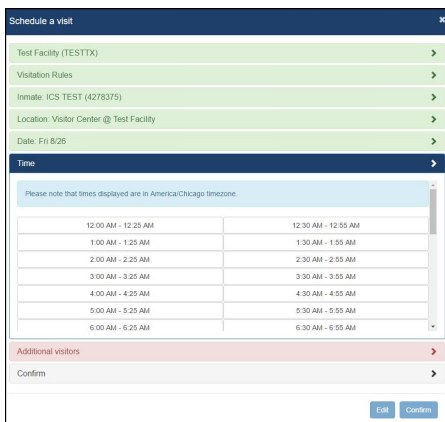
- Read the visitation rules and click **Agree** to continue
- Enter inmate name or ID number
- Select the location:



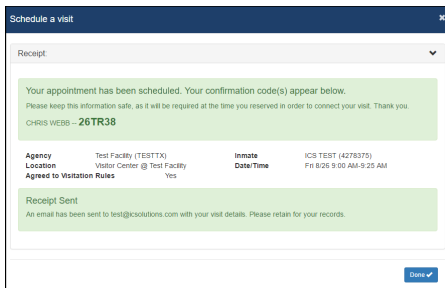
- Select the date for your visitation session from the list of available days

## Visitor Scheduling Continued

- Select a time for your visitation session from the available time slots



- Click **Add** if any additional visitors will be joining your visit and enter their name and date of birth then click **Done** (After the visitation session has been confirmed, adding or removing additional visitors will require you to cancel and reschedule a new visitation session)
- Confirm all the information for your visitation session is correct. Click **Edit** to make any changes or click **Confirm** to finalize your visit



- You will need your **Confirmation** number to login to the onsite terminals for video visitation sessions

## THE VISITOR™

ICSolutions® offers The Visitor™ visitation system. The Visitor™ provides friends, family members and professionals the control to schedule a visit at a time convenient for them and avoid wasting time waiting in lines for a visit at the facility.

The Visitor™ allows friends, family members and professionals the ability to electronically register and schedule visitation sessions from a workstation located in the facility's visitor lobby or from any internet connected device by logging into the same ICSolutions® account at [www.icsolutions.com](http://www.icsolutions.com) used for inmate telephones.

At this facility, The Visitor™ is only available to friends, family members and professional visitors of juvenile inmates.



## Visitor Registration

### REGISTRATION IS MANDATORY

All visitors must register (at no cost) in order to participate in a visitation session with an inmate at this facility.

All visitation sessions will be scheduled based on policies for visitation as set forth by this inmate facility.



## The Visitor™ Visitation INTERSITE VISITATION

INTERSITE visitation is offered when a facility is comprised of more than one site. A visitor travels to one site and uses the video terminals at that site's visitation center to conduct a visit with an inmate housed at another site within the facility. There is no cost to the visitor or inmate for intersite visitation.

## Visitor Registration

### Instruction Guide

- The same ICSolutions® account used with the inmate telephones is used for visitation registration and scheduling
- Go to [www.icsolutions.com](http://www.icsolutions.com) from any internet enabled device and login to your existing account or create a new account

- Select the option to **Register for Video**

- Enter the facility name
- Enter the inmates last name or ID number

- Select your relationship to the inmate
- Fill in the required fields to complete your profile, then click **Register** to create your visitation account, then click **Done** to exit
- Once you have completed registration you can continue on to schedule a visitation session

## ICSolutions® Account

### Prepaid Collect Funding Instructions

Visitors can use the same ICSolutions® account used for registering and scheduling visitation sessions to fund their prepaid inmate telephone account or to fund an inmate's debit account.

#### To fund your ICSolutions® account:

- Login to your existing account at [www.icsolutions.com](http://www.icsolutions.com)
- To add funds, click **Fund**

Prepaid Collect Accounts			Add
Phone	Agency	Balance	
(210) 555-1234	Test Facility	\$0.00	Fund

- Next, select the payment method then click **Add Payment Amount**

- Enter Payment amount, click **Calculate Total** then click **Add a Payment Card**. From there you will finalize your payment.