CUSTODY DISTRIBUTION OF THE IN-HOUSE MALE POPULATION WITHOUT INDIVIDUALS HOUSED TEMPORARILY IN FACILITIES OUT OF STATE

DATE	MALE POPULATION CUSTODY DISTRIBUTION						MALE POPULATION BY CUSTODY LEVEL						CHANGE IN MALE POPULATION BY CUSTODY LEVEL					
	MIN&CT	MED	CLS	MAX	UNA	TOTAL	MIN&CT	MED	CLS	MAX	UNA	TOTAL	MIN&CT	MED	CLS	MAX	UNA	TOTAL
1/31/2017	15.50%	52.21%	28.78%	3.45%	0.07%	100.00%	1932	6509	3588	430	9	12468	-22	-70	-16	34	-8	-82
2/28/2017	15.43%	52.51%	30.59%	1.20%	0.27%	100.00%	1925	6549	3815	150	34	12473	-7	40	227	-280	25	5
3/31/2017	15.78%	52.35%	30.47%	1.37%	0.03%	100.00%	1975	6553	3814	171	4	12517	50	4	-1	21	-30	44
4/30/2017	15.91%	52.44%	29.75%	1.74%	0.15%	100.00%	1988	6553	3717	218	19	12495	13	0	-97	47	15	-22
5/31/2017	16.20%	52.03%	29.86%	1.64%	0.27%	100.00%	2027	6512	3737	205	34	12515	39	-41	20	-13	15	20
6/30/2017	16.39%	51.54%	30.67%	1.24%	0.16%	100.00%	2043	6426	3824	155	20	12468	16	-86	87	-50	-14	-47
7/31/2017	16.32%	51.70%	30.11%	1.72%	0.15%	100.00%	2021	6400	3727	213	19	12380	-22	-26	-97	58	-1	-88
8/31/2017	16.61%	51.40%	30.32%	1.64%	0.03%	100.00%	2068	6398	3774	204	4	12448	47	-2	47	-9	-15	68
9/30/2017	16.21%	51.72%	30.37%	1.67%	0.03%	100.00%	2009	6411	3764	207	4	12395	-59	13	-10	3	0	-53
10/31/2017	15.85%	52.15%	30.21%	1.76%	0.03%	100.00%	1958	6442	3732	218	4	12354	-51	31	-32	11	0	-41
11/30/2017	15.47%	52.50%	30.38%	1.62%	0.03%	100.00%	1884	6392	3699	197	4	12176	-74	-50	-33	-21	0	-178
12/31/2017	15.21%	51.52%	31.51%	1.76%	0.00%	100.00%	1833	6209	3797	212	0	12051	-51	-183	98	15	-4	-125
1/31/2018	15.07%	51.78%	31.43%	1.70%	0.03%	100.00%	1804	6198	3762	203	4	11971	-29	-11	-35	-9	4	-80
2/28/2018	15.70%	51.83%	30.72%	1.72%	0.03%	100.00%	1880	6208	3679	206	4	11977	76	10	-83	3	0	6
3/31/2018	16.41%	50.51%	31.78%	1.29%	0.01%	100.00%	1972	6069	3818	155	1	12015	92	-139	139	-51	-3	38
4/30/2018	15.76%	50.79%	32.14%	1.31%	0.00%	100.00%	1888	6084	3850	157	0	11979	-84	15	32	2	-1	-36
5/31/2018	16.29%	51.66%	30.62%	1.39%	0.03%	100.00%	1957	6207	3679	167	4	12014	69	123	-171	10	4	35
6/30/2018	16.34%	51.69%	30.59%	1.37%	0.00%	100.00%	1963	6209	3675	165	0	12012	6	2	-4	-2	-4	-2
7/31/2018	16.17%	51.52%	30.89%	1.39%	0.03%	100.00%	1946	6201	3718	167	4	12036	-17	-8	43	2	4	24
8/31/2018	16.29%	51.17%	31.15%	1.40%	0.00%	100.00%	1968	6182	3763	169	0	12082	22	-19	45	2	-4	46
9/30/2018	16.36%	51.11%	31.12%	1.40%	0.00%	100.00%	1975	6170	3757	169	0	12071	7	-12	-6	0	0	-11
10/31/2018	16.45%	51.10%	31.00%	1.45%	0.00%	100.00%	1980	6151	3732	174	0	12037	5	-19	-25	5	0	-34
11/30/2018	16.39%	53.07%	29.17%	1.38%	0.00%	100.00%	1964	6361	3496	165	0	11986	-16	210	-236	-9	0	-51
12/31/2018	16.14%	51.23%	31.25%	1.38%	0.00%	100.00%	1930	6125	3736	165	0	11956	-34	-236	240	0	0	-30
1/31/2019	16.14%	51.43%	31.08%	1.36%	0.00%	100.00%	1917	6110	3693	161	0	11881	-13	-15	-43	-4	0	-75
2/28/2019	15.77%	51.75%	31.20%	1.28%	0.00%	100.00%	1867	6128	3694	152	0	11841	-50	18	1	-9	0	-40
3/31/2019	16.09%	51.73%	30.79%	1.39%	0.00%	100.00%	1906	6127	3647	165	0	11845	39	-1	-47	13	0	4
4/30/2019	16.10%	52.35%	30.07%	1.48%	0.00%	100.00%	1902	6182	3551	175	0	11810	-4	55	-96	10	0	-35
5/31/2019	15.85%	52.36%	30.37%	1.42%	0.00%	100.00%	1861	6149	3566	167	0	11743	-41	-33	15	-8	0	-67
6/30/2019	16.55%	51.89%	30.17%	1.39%	0.00%	100.00%	1927	6044	3514	162	0	11647	66	-105	-52	-5	0	-96
7/31/2019	16.69%	51.68%	30.13%	1.49%	0.00%	100.00%	1949	6034	3518	174	0	11675	22	-10	4	12	0	28
8/31/2019	16.74%	51.72%	30.15%	1.39%	0.00%	100.00%	1945	6009	3503	162	0	11619	-4	-25	-15	-12	0	-56
9/30/2019	16.63%	50.04%	31.87%	1.46%	0.00%	100.00%	1917	5767	3673	168	0	11525	-28	-242	170	6	0	-94
10/31/2019	17.20%	49.69%	31.66%	1.45%	0.00%	100.00%	1964	5674	3615	166	0	11419	47	-93	-58	-2	0	-106
11/30/2019	17.42%	49.72%	31.34%	1.52%	0.00%	100.00%	1977	5642	3557	172	0	11348	13	-32	-58	6	0	-71
12/31/2019	17.12%	50.85%	30.60%	1.44%	0.00%	100.00%	1928	5727	3446	162	0	11263	-49	85	-111	-10	0	-85
1/1/2020	17.62%	50.51%	30.40%	1.47%	0.00%	100.00%	1978	5669	3412	165	0	11224	50	-58	-34	3	0	-39
2/29/2020	17.29%	50.53%	30.68%	1.50%	0.00%	100.00%	1943	5678	3448	169	0	11238	-35	9	36	4	0	14
3/31/2020	16.15%	50.97%	31.61%	1.24%	0.04%	100.00%	1797	5672	3518	138	4	11129	-146	-6	70	-31	4	-109
4/30/2020	15.07%	51.52%	32.19%	1.21%	0.00%	100.00%	1662	5683	3551	134	0	11030	-135	11	33	-4	-4	-99
5/31/2020	13.82%	51.92%	32.78%	1.48%	0.00%	100.00%	1501	5639	3560	161	0	10861	-161	-44	9	27	0	-169
6/30/2020	13.14%	52.05%	33.20%	1.61%	0.00%	100.00%	1412	5593	3568	173	0	10746	-89	-46	8	12	0	-115
7/31/2020	13.95%	51.59%	32.97%	1.49%	0.00%	100.00%	1483	5483	3504	158	0	10628	71	-110	-64	-15	0	-118
8/31/2020	13.77%	52.23%	32.27%	1.74%	0.00%	100.00%	1451	5504	3401	183	0	10539	-32	21	-103	25	0	-89
9/30/2020	12.65%	52.92%	33.34%	1.09%	0.00%	100.00%	1315	5501	3465	113	0	10394	-136	-3	64	-70	0	-145
10/31/2020	13.01%	52.42%	33.84%	0.73%	0.00%	100.00%	1341	5401	3487	75	0	10304	26	-100	22	-38	0	-90
11/30/2020	12.82%	52.17%	33.06%	1.94%	0.00%	100.00%	1321	5376	3407	200	0	10304	-20	-25	-80	125	0	0
12/31/2020	11.48%	52.34%	34.12%	1.72%	0.34%	100.00%	1171	5340	3481	176	35	10203	-150	-36	74	-24	35	-101
1/31/2021	11.88%	52.92%	33.38%	1.82%	0.00%	100.00%	1200	5347	3372	184	0	10103	29	7	-109	8	-35	-100
2/28/2021	11.50%	53.37%	32.52%	2.61%	0.00%	100.00%	1153	5353	3262	262	0	10030	-47	6	-110	78	0	-73
3/31/2021	11.34%	55.04%	29.61%	4.00%	0.00%	100.00%	1127	5470	2943	398	0	9938	-26	117	-319	136	0	-92
4/30/2021	11.11%	56.10%	28.74%	4.06%	0.00%	100.00%	1095	5531	2833	400	0	9859	-32	61	-110	2	0	-79
5/31/2021	11.63%	55.84%	28.26%	4.27%	0.00%	100.00%	1135	5452	2759	417	0	9763	40	-79	-74	17	0	-96
6/30/2021	12.27%	55.73%	27.68%	4.21%	0.10%	100.00%	1185	5384	2674	407	10	9660	50	-68	-85	-10	10	-103
7/31/2021	12.46%	55.26%	27.96%	4.32%	0.00%	100.00%	1197	5310	2687	415	0	9609	12	-74	13	8	-10	-51
8/31/2021	12.26%	55.03%	28.44%	4.26%	0.00%	100.00%	1159	5201	2688	403	0	9451	-38	-109	1	-12	0	-158
9/30/2021	11.11%	55.31%	30.27%	3.31%	0.00%	100.00%	1043	5194	2842	311	0	9390	-116	-7	154	-92	0	-61
10/31/2021	10.56%	55.40%	29.65%	4.38%	0.00%	100.00%	981	5146	2754	407	0	9288	-62	-48	-88	96	0	-102
11/1/2021	10.11%	55.87%	29.61%	4.41%	0.00%	100.00%	936	5171	2741	408	0	9256	-45	25	-13	1	0	-32
12/31/2021	10.04%	55.75%	30.07%	4.14%	0.00%	100.00%	932	5175	2791	384	0	9282	-4	4	50	-24	0	26
1/31/2022	9.51%	54.58%	31.90%	4.01%	0.00%	100.00%	882	5064	2960	372	0	9278	-50	-111	169	-12	0	-4
2/28/2022	9.01%	56.12%	32.90%	1.96%	0.00%	100.00%	835	5199	3048	182	0	9264	-47	135	88	-190	0	-14
3/31/2022	9.83%	51.88%	35.36%	2.93%	0.00%	100.00%	915	4827	3290	273	0	9305	80	-372	242	91	0	41
4/30/2022	10.08%	54.87%	32.05%	3.00%	0.00%	100.00%	942	5128	2995	280	0	9345	27	301	-295	7	0	40
5/31/2022	10.19%	54.68%	32.13%	3.00%	0.00%	100.00%	944	5068	2978	278	0	9268	2	-60	-17	-2	0	-77
6/30/2022	10.58%	55.57%	31.08%	2.76%	0.00%	100.00%	977	5131	2870	255	0	9233	33	63	-108	-23	0	-35
7/31/2022	10.60%	54.26%	32.22%	2.93%	0.00%	100.00%	978	5008	2974	270	0	9230	1	-123	104	15	0	-3
8/31/2022	10.59%	68.05%	18.29%	2.95%	0.12%	100.00%	979	6289	1690	273	11	9242	1	1281	-1284	3	11	12
9/30/2022	10.95%	68.07%	18.35%	2.64%	0.00%	100.00%	1009	6273	1691	243	0	9216	30	-16	1	-30	-11	-26
10/31/2022	11.00%	67.95%	18.33%	2.73%	0.00%	100.00%	1012	6253	1687	251	0	9203	3	-20	-4	8	0	-13
11/30/2022	10.93%	68.21%	18.13%	2.72%	0.00%	100.00%	1003	6259	1664	250	0	9176	-9	6	-23	-1	0	-27
12/31/2022	10.86%	67.79%	18.72%	2.62%	0.00%	100.00%	1002	6254	1727	242	0	9225	-1	-5	63	-8	0	49
1/31/2023	11.45%	67.25%	19.51%	1.79%	0.00%	100.00%	1051	6176	1792	164	0	9183	49	-78	65	-78	0	-42
2/28/2023	11.70%	69.56%	17.86%	0.88%	0.00%	100.00%	1080	6420	1648	81	0	9229	29	244	-144	-83	0	46
3/31/2023	11.65%	67.49%	20.10%	0.75%	0.00%	100.00%	1080	6258	1864	70	0	9272	0	-162	216	-11	0	43
4/30/2023	11.97%	66.97%	20.31%	0.75%	0.00%	100.00%	1104	6178	1874	69	0	9225	24	-80	10	-1	0	-47

CUSTODY DISTRIBUTION OF THE IN-HOUSE FEMALE POPULATION WITHOUT INDIVIDUALS HOUSED TEMPORARILY IN FACILITIES OUT OF STATE

DATE	FEMALE POPULATION CUSTODY DISTRIBUTION						FEMALE POPULATION BY CUSTODY LEVEL						CHANGE IN FEMALE POPULATION BY CUSTODY LEVEL					
	MIN&CT	MED	CLS	MAX	UNA	TOTAL	MIN&CT	MED	CLS	MAX	UNA	TOTAL	MIN&CT	MED	CLS	MAX	UNA	TOTAL
1/31/2017	22.50%	63.67%	13.67%	0.00%	0.16%	100.00%	288	815	175	0	2	1280	21	-1	2	0	0	22
2/28/2017	22.85%	63.99%	8.77%	0.00%	4.39%	100.00%	276	773	106	0	53	1208	-12	-42	-69	0	51	-72
3/31/2017	23.07%	63.57%	9.05%	0.00%	4.32%	100.00%	278	766	109	0	52	1205	2	-7	3	0	-1	-3
4/30/2017	21.97%	65.38%	12.57%	0.00%	0.08%	100.00%	285	848	163	0	1	1297	7	82	54	0	-51	92
5/31/2017	21.48%	65.13%	13.32%	0.00%	0.08%	100.00%	279	846	173	0	1	1299	-6	-2	10	0	0	2
6/30/2017	20.91%	65.82%	13.12%	0.00%	0.15%	100.00%	271	853	170	0	2	1296	-8	7	-3	0	1	-3
7/31/2017	20.91%	66.82%	12.11%	0.00%	0.16%	100.00%	266	850	154	0	2	1272	-5	-3	-16	0	0	-24
8/31/2017	21.74%	67.90%	10.20%	0.00%	0.16%	100.00%	277	865	130	0	2	1274	11	15	-24	0	0	2
9/30/2017	21.24%	68.14%	10.62%	0.00%	0.00%	100.00%	270	866	135	0	0	1271	-7	1	5	0	-2	-3
10/31/2017	21.52%	69.15%	9.34%	0.00%	0.00%	100.00%	272	874	118	0	0	1264	2	8	-17	0	0	-7
11/30/2017	21.01%	67.44%	11.39%	0.00%	0.16%	100.00%	262	841	142	0	2	1247	-10	-33	24	0	2	-17
12/31/2017	21.33%	67.96%	10.62%	0.00%	0.08%	100.00%	263	838	131	0	1	1233	1	-3	-11	0	-1	-14
1/31/2018	22.33%	67.64%	9.86%	0.00%	0.16%	100.00%	274	830	121	0	2	1227	11	-8	-10	0	1	-6
2/28/2018	22.06%	68.04%	9.74%	0.00%	0.16%	100.00%	274	845	121	0	2	1242	0	15	0	0	0	15
3/31/2018	21.21%	68.31%	10.48%	0.00%	0.00%	100.00%	263	847	130	0	0	1240	-11	2	9	0	-2	-2
4/30/2018	19.31%	69.02%	11.67%	0.00%	0.00%	100.00%	235	840	142	0	0	1217	-28	-7	12	0	0	-23
5/31/2018	19.33%	71.25%	9.25%	0.00%	0.17%	100.00%	232	855	111	0	2	1200	-3	15	-31	0	2	-17
6/30/2018	18.42%	71.22%	10.36%	0.00%	0.00%	100.00%	224	866	126	0	0	1216	-8	11	15	0	-2	16
7/31/2018	19.05%	69.97%	10.98%	0.00%	0.00%	100.00%	229	841	132	0	0	1202	5	-25	6	0	0	-14
8/31/2018	18.56%	71.87%	9.57%	0.00%	0.00%	100.00%	221	856	114	0	0	1191	-8	15	-18	0	0	-11
9/30/2018	18.47%	68.51%	13.03%	0.00%	0.00%	100.00%	224	831	158	0	0	1213	3	-25	44	0	0	22
10/31/2018	17.58%	69.65%	12.77%	0.00%	0.00%	100.00%	216	856	157	0	0	1229	-8	25	-1	0	0	16
11/30/2018	17.25%	75.16%	7.59%	0.00%	0.00%	100.00%	216	941	95	0	0	1252	0	85	-62	0	0	23
12/31/2018	17.77%	70.04%	12.19%	0.00%	0.00%	100.00%	223	879	153	0	0	1255	7	-62	58	0	0	3
1/31/2019	18.82%	69.26%	11.91%	0.00%	0.00%	100.00%	237	872	150	0	0	1259	14	-7	-3	0	0	4
2/28/2019	18.66%	69.33%	12.02%	0.00%	0.00%	100.00%	236	877	152	0	0	1265	-1	5	2	0	0	6
3/31/2019	18.56%	69.59%	11.85%	0.00%	0.00%	100.00%	235	881	150	0	0	1266	-1	4	-2	0	0	1
4/30/2019	18.77%	68.69%	12.54%	0.00%	0.00%	100.00%	235	860	157	0	0	1252	0	-21	7	0	0	-14
5/31/2019	20.77%	68.32%	10.91%	0.00%	0.00%	100.00%	259	852	136	0	0	1247	24	-8	-21	0	0	-5
6/30/2019	23.06%	67.82%	9.11%	0.00%	0.00%	100.00%	286	841	113	0	0	1240	27	-11	-23	0	0	-7
7/31/2019	24.41%	67.66%	7.92%	0.00%	0.00%	100.00%	302	837	98	0	0	1237	16	-4	-15	0	0	-3
8/31/2019	25.62%	66.35%	8.04%	0.00%	0.00%	100.00%	322	834	101	0	0	1257	20	-3	3	0	0	20
9/30/2019	23.92%	66.85%	9.23%	0.00%	0.00%	100.00%	298	833	115	0	0	1246	-24	-1	14	0	0	-11
10/31/2019	23.18%	68.09%	8.72%	0.00%	0.00%	100.00%	287	843	108	0	0	1238	-11	10	-7	0	0	-8
11/30/2019	23.64%	67.69%	8.68%	0.00%	0.00%	100.00%	286	819	105	0	0	1210	-1	-24	-3	0	0	-28
12/31/2019	20.22%	70.01%	9.77%	0.00%	0.00%	100.00%	240	831	116	0	0	1187	-46	12	11	0	0	-23
1/1/2020	20.87%	67.09%	12.04%	0.00%	0.00%	100.00%	246	791	142	0	0	1179	6	-40	26	0	0	-8
2/29/2020	23.69%	65.15%	11.16%	0.00%	0.00%	100.00%	276	759	130	0	0	1165	30	-32	-12	0	0	-14
3/31/2020	22.64%	69.43%	7.93%	0.00%	0.00%	100.00%	254	779	89	0	0	1122	-22	20	-41	0	0	-43
4/30/2020	19.70%	69.88%	10.43%	0.00%	0.00%	100.00%	221	784	117	0	0	1122	-33	5	28	0	0	0
5/31/2020	18.77%	71.10%	10.13%	0.00%	0.00%	100.00%	202	765	109	0	0	1076	-19	-19	-8	0	0	-46
6/30/2020	21.17%	66.70%	12.14%	0.00%	0.00%	100.00%	225	709	129	0	0	1063	23	-56	20	0	0	-13
7/31/2020	20.16%	69.02%	10.82%	0.00%	0.00%	100.00%	203	695	109	0	0	1007	-22	-14	-20	0	0	-56
8/31/2020	19.90%	70.51%	9.60%	0.00%	0.00%	100.00%	197	698	95	0	0	990	-6	3	-14	0	0	-17
9/30/2020	20.88%	67.22%	11.90%	0.00%	0.00%	100.00%	200	644	114	0	0	958	3	-54	19	0	0	-32
10/31/2020	21.72%	67.85%	10.43%	0.00%	0.00%	100.00%	202	631	97	0	0	930	2	-13	-17	0	0	-28
11/30/2020	18.95%	66.81%	14.24%	0.00%	0.00%	100.00%	173	610	130	0	0	913	-29	-21	33	0	0	-17
12/31/2020	14.86%	70.49%	14.64%	0.00%	0.00%	100.00%	136	645	134	0	0	915	-37	35	4	0	0	2
1/31/2021	16.04%	72.79%	11.17%	0.00%	0.00%	100.00%	145	658	101	0	0	904	9	13	-33	0	0	-11
2/28/2021	15.51%	71.76%	12.72%	0.00%	0.00%	100.00%	139	643	114	0	0	896	-6	-15	13	0	0	-8
3/31/2021	16.91%	69.63%	13.46%	0.00%	0.00%	100.00%	152	626	121	0	0	899	13	-17	7	0	0	3
4/30/2021	17.23%	71.25%	11.52%	0.00%	0.00%	100.00%	154	637	103	0	0	894	2	11	-18	0	0	-5
5/31/2021	17.90%	71.61%	10.49%	0.00%	0.00%	100.00%	157	628	92	0	0	877	3	-9	-11	0	0	-17
6/30/2021	18.82%	72.19%	8.99%	0.00%	0.00%	100.00%	159	610	76	0	0	845	2	-18	-16	0	0	-32
7/31/2021	17.93%	71.71%	10.37%	0.00%	0.00%	100.00%	147	588	85	0	0	820	-12	-22	9	0	0	-25
8/31/2021	16.69%	73.42%	9.89%	0.00%	0.00%	100.00%	135	594	80	0	0	809	-12	6	-5	0	0	-11
9/30/2021	14.63%	76.17%	9.21%	0.00%	0.00%	100.00%	116	604	73	0	0	793	-19	10	-7	0	0	-16
10/31/2021	15.30%	76.65%	8.04%	0.00%	0.00%	100.00%	118	591	62	0	0	771	2	-13	-11	0	0	-22
11/30/2021	13.93%	72.93%	13.14%	0.00%	0.00%	100.00%	106	555	100	0	0	761	-12	-36	38	0	0	-10
12/31/2021	13.17%	75.88%	10.95%	0.00%	0.00%	100.00%	101	582	84	0	0	767	-5	27	-16	0	0	6
1/31/2022	9.92%	77.94%	12.14%	0.00%	0.00%	100.00%	76	597	93	0	0	766	-25	15	9	0	0	-1
2/28/2022	13.26%	78.80%	7.93%	0.00%	0.00%	100.00%	102	606	61	0	0	769	26	9	-32	0	0	3
3/31/2022	15.93%	75.65%	8.42%	0.00%	0.00%	100.00%	123	584	65	0	0	772	21	-22	4	0	0	3
4/30/2022	18.30%	75.52%	6.19%	0.00%	0.00%	100.00%	142	586	48	0	0	776	19	2	-17	0	0	4
5/31/2022	19.74%	72.94%	7.32%	0.00%	0.00%	100.00%	151	558	56	0	0	765	-9	28	-8	0	0	11
6/30/2022	18.10%	74.35%	7.55%	0.00%	0.00%	100.00%	139	571	58	0	0	768	12	-13	-2	0	0	-3
7/31/2022	17.88%	69.82%	12.31%	0.00%	0.00%	100.00%	138	539	95	0	0	772	1	32	-37	0	0	-4
8/31/2022	18.90%	71.14%	9.96%	0.00%	0.00%	100.00%	148	557	78	0	0	783	-10	-18	17	0	0	-11
9/30/2022	18.36%	72.79%	8.86%	0.00%	0.00%	100.00%	143	567	69	0	0	779	5	-10	9	0	0	4
10/31/2022	14.25%	78.45%	7.30%	0.00%	0.00%	100.00%	125	688	64	0	0	877	18	-121	5	0	0	-98
11/30/2022	16.71%	74.05%	9.24%	0.00%	0.00%	100.00%	132	585	73	0	0	790	-7	103	-9	0	0	87
12/31/2022	17.59%	74.75%	7.66%	0.00%	0.00%	100.00%	140	595	61	0	0	796	-15	93	3	0	0	81
1/31/2023	17.11%	75.85%	7.04%	0.00%	0.00%	100.00%	136	603	56	0	0	795	-4	8	-5	0	0	-1
2/28/2023	19.40%	76.20%	4.41%	0.00%	0.00%	100.00%	154	605	35	0	0	794	18	2	-21	0	0	-1
3/31/2023	19.45%	71.57%	8.98%	0.00%	0.00%	100.00%	156	574	72	0	0	802	2	-31	37	0	0	8
4/30/2023	18.51%	72.92%	8.56%	0.00%	0.00%	100.00%	147	579	68	0	0	794	-9	5	-4	0	0	-8

CUSTODY DISTRIBUTION OF THE IN-HOUSE TOTAL POPULATION WITHOUT INDIVIDUALS HOUSED TEMPORARILY IN FACILITIES OUT OF STATE

DATE	TOTAL POPULATION CUSTODY DISTRIBUTION						TOTAL POPULATION BY CUSTODY LEVEL						CHANGE IN TOTAL POPULATION BY CUSTODY LEVEL					
	MIN&CT	MED	CLS	MAX	UNA	TOTAL	MIN&CT	MED	CLS	MAX	UNA	TOTAL	MIN&CT	MED	CLS	MAX	UNA	TOTAL
1/31/2017	16.15%	53.27%	27.37%	3.13%	0.08%	100.00%	2220	7324	3763	430	11	13748	-1	-71	-14	34	-8	-60
2/28/2017	16.09%	53.52%	28.66%	1.10%	0.64%	100.00%	2201	7322	3921	150	87	13681	-19	-2	158	-280	76	-67
3/31/2017	16.42%	53.34%	28.59%	1.25%	0.41%	100.00%	2253	7319	3923	171	56	13722	52	-3	2	21	-31	41
4/30/2017	16.48%	53.66%	28.13%	1.58%	0.15%	100.00%	2273	7401	3880	218	20	13792	20	82	-43	47	-36	70
5/31/2017	16.69%	53.26%	28.30%	1.48%	0.25%	100.00%	2306	7358	3910	205	35	13814	33	-43	30	-13	15	22
6/30/2017	16.81%	52.88%	29.02%	1.13%	0.16%	100.00%	2314	7279	3994	155	22	13764	8	-79	84	-50	-13	-50
7/31/2017	16.75%	53.11%	28.43%	1.56%	0.15%	100.00%	2287	7250	3881	213	21	13652	-27	-29	-113	58	-1	-112
8/31/2017	17.09%	52.93%	28.45%	1.49%	0.04%	100.00%	2345	7263	3904	204	6	13722	58	13	23	-9	-15	70
9/30/2017	16.68%	53.25%	28.53%	1.51%	0.03%	100.00%	2279	7277	3899	207	4	13666	-66	14	-5	3	-2	-56
10/31/2017	16.38%	53.72%	28.27%	1.60%	0.03%	100.00%	2230	7316	3850	218	4	13618	-49	39	-49	11	0	-48
11/30/2017	15.99%	53.89%	28.62%	1.47%	0.04%	100.00%	2146	7233	3841	197	6	13423	-84	-83	-9	-21	2	-195
12/31/2017	15.78%	53.05%	29.57%	1.60%	0.01%	100.00%	2096	7047	3928	212	1	13284	-50	-186	87	15	-5	-139
1/31/2018	15.74%	53.25%	29.42%	1.54%	0.05%	100.00%	2078	7028	3883	203	6	13198	-18	-19	-45	-9	5	-86
2/28/2018	16.29%	53.36%	28.75%	1.56%	0.05%	100.00%	2154	7053	3800	206	6	13219	76	25	-83	3	0	21
3/31/2018	16.86%	52.18%	29.78%	1.17%	0.01%	100.00%	2235	6916	3948	155	1	13255	81	-137	148	-51	-5	36
4/30/2018	16.09%	52.47%	30.25%	1.19%	0.00%	100.00%	2123	6924	3992	157	0	13196	-112	8	44	2	-1	-59
5/31/2018	16.57%	53.44%	28.68%	1.26%	0.05%	100.00%	2189	7062	3790	167	6	13214	66	138	-202	10	6	18
6/30/2018	16.53%	53.49%	28.73%	1.25%	0.00%	100.00%	2187	7075	3801	165	0	13228	-2	13	11	-2	-6	14
7/31/2018	16.43%	53.20%	29.08%	1.26%	0.03%	100.00%	2175	7042	3850	167	4	13238	-12	-33	49	2	4	10
8/31/2018	16.49%	53.02%	29.21%	1.27%	0.00%	100.00%	2189	7038	3877	169	0	13273	14	-4	27	2	-4	35
9/30/2018	16.55%	52.70%	29.47%	1.27%	0.00%	100.00%	2199	7001	3915	169	0	13284	10	-37	38	0	0	11
10/31/2018	16.55%	52.82%	29.32%	1.31%	0.00%	100.00%	2196	7007	3889	174	0	13266	-3	6	-26	5	0	-18
11/30/2018	16.47%	55.16%	27.13%	1.25%	0.00%	100.00%	2180	7302	3591	165	0	13238	-16	295	-298	-9	0	-28
12/31/2018	16.30%	53.02%	29.44%	1.25%	0.00%	100.00%	2153	7004	3889	165	0	13211	-27	-298	298	0	0	-27
1/31/2019	16.39%	53.14%	29.25%	1.23%	0.00%	100.00%	2154	6982	3843	161	0	13140	1	-22	-46	-4	0	-71
2/28/2019	16.05%	53.45%	29.35%	1.16%	0.00%	100.00%	2103	7005	3846	152	0	13106	-51	23	3	-9	0	-34
3/31/2019	16.33%	53.45%	28.96%	1.26%	0.00%	100.00%	2141	7008	3797	165	0	13111	38	3	-49	13	0	5
4/30/2019	16.36%	53.91%	28.39%	1.34%	0.00%	100.00%	2137	7042	3708	175	0	13062	-4	34	-89	10	0	-49
5/31/2019	16.32%	53.90%	28.50%	1.29%	0.00%	100.00%	2120	7001	3702	167	0	12990	-17	-41	-6	-8	0	-72
6/30/2019	17.17%	53.43%	28.14%	1.26%	0.00%	100.00%	2213	6885	3627	162	0	12887	93	-116	-75	-5	0	-103
7/31/2019	17.43%	53.21%	28.00%	1.35%	0.00%	100.00%	2251	6871	3616	174	0	12912	38	-14	-11	12	0	25
8/31/2019	17.61%	53.15%	27.99%	1.26%	0.00%	100.00%	2267	6843	3604	162	0	12876	16	-28	-12	-12	0	-36
9/30/2019	17.34%	51.68%	29.66%	1.32%	0.00%	100.00%	2215	6600	3788	168	0	12771	-52	-243	184	6	0	-105
10/31/2019	17.78%	51.49%	29.41%	1.31%	0.00%	100.00%	2251	6517	3723	166	0	12657	36	-83	-65	-2	0	-114
11/30/2019	18.02%	51.45%	29.16%	1.37%	0.00%	100.00%	2263	6461	3662	172	0	12558	12	-56	-61	6	0	-99
12/31/2019	17.41%	52.67%	28.61%	1.30%	0.00%	100.00%	2168	6558	3562	162	0	12450	-95	97	-100	-10	0	-108
1/1/2020	17.93%	52.08%	28.65%	1.33%	0.00%	100.00%	2224	6460	3554	165	0	12403	56	-98	-8	3	0	-47
2/29/2020	17.89%	51.90%	28.85%	1.36%	0.00%	100.00%	2219	6437	3578	169	0	12403	-5	-23	24	4	0	0
3/31/2020	16.74%	52.66%	29.44%	1.13%	0.03%	100.00%	2051	6451	3607	138	4	12251	-168	14	29	-31	4	-152
4/30/2020	15.50%	53.22%	30.18%	1.10%	0.00%	100.00%	1883	6467	3668	134	0	12152	-168	16	61	-4	-4	-99
5/31/2020	14.27%	53.65%	30.74%	1.35%	0.00%	100.00%	1703	6404	3669	161	0	11937	-180	-63	1	27	0	-215
6/30/2020	13.86%	53.37%	31.31%	1.46%	0.00%	100.00%	1637	6302	3697	173	0	11809	-66	-102	28	12	0	-128
7/31/2020	14.49%	53.10%	31.05%	1.36%	0.00%	100.00%	1686	6178	3613	158	0	11635	49	-124	-84	-15	0	-174
8/31/2020	14.29%	53.79%	30.32%	1.59%	0.00%	100.00%	1648	6202	3496	183	0	11529	-38	24	-117	25	0	-106
9/30/2020	13.35%	54.13%	31.53%	1.00%	0.00%	100.00%	1515	6145	3579	113	0	11352	-133	-57	83	-70	0	-177
10/31/2020	13.74%	53.69%	31.90%	0.67%	0.00%	100.00%	1543	6032	3584	75	0	11234	28	-113	5	-38	0	-118
11/30/2020	13.32%	53.37%	31.53%	1.78%	0.00%	100.00%	1494	5986	3537	200	0	11217	-49	-46	-47	125	0	-17
12/31/2020	11.76%	53.83%	32.51%	1.58%	0.31%	100.00%	1307	5985	3615	176	35	11118	-187	-1	78	-24	35	-99
1/31/2021	12.22%	54.56%	31.55%	1.67%	0.00%	100.00%	1345	6005	3473	184	0	11007	38	20	-142	8	-35	-111
2/28/2021	11.83%	54.88%	30.90%	2.40%	0.00%	100.00%	1292	5996	3376	262	0	10926	-53	-9	-97	78	0	-81
3/31/2021	11.80%	56.25%	28.27%	3.67%	0.00%	100.00%	1279	6096	3064	398	0	10837	-13	100	-312	136	0	-89
4/30/2021	11.62%	57.36%	27.30%	3.72%	0.00%	100.00%	1249	6168	2936	400	0	10753	-30	72	-128	2	0	-84
5/31/2021	12.14%	57.14%	26.80%	3.92%	0.00%	100.00%	1292	6080	2851	417	0	10640	43	-88	-85	17	0	-113
6/30/2021	12.79%	57.06%	26.18%	3.87%	0.10%	100.00%	1344	5994	2750	407	10	10505	52	-86	-101	-10	10	-135
7/31/2021	12.89%	56.55%	26.58%	3.98%	0.00%	100.00%	1344	5898	2772	415	0	10429	0	-96	22	8	-10	-76
8/31/2021	12.61%	56.48%	26.98%	3.93%	0.00%	100.00%	1294	5795	2768	403	0	10260	-50	-103	-4	-12	0	-169
9/30/2021	11.38%	56.94%	28.63%	3.05%	0.00%	100.00%	1159	5798	2915	311	0	10183	-135	3	147	-92	0	-77
10/31/2021	10.93%	57.03%	27.99%	4.05%	0.00%	100.00%	1099	5737	2816	407	0	10059	-60	-61	-99	96	0	-124
11/1/2021	10.40%	57.16%	28.36%	4.07%	0.00%	100.00%	1042	5726	2841	408	0	10017	-57	-11	25	1	0	-42
12/31/2021	10.28%	57.29%	28.61%	3.82%	0.00%	100.00%	1033	5757	2875	384	0	10049	-9	31	34	-24	0	32
1/31/2022	9.54%	56.36%	30.40%	3.70%	0.00%	100.00%	958	5661	3053	372	0	10044	-75	-96	178	-12	0	-5
2/28/2022	9.34%	57.86%	30.99%	1.81%	0.00%	100.00%	937	5805	3109	182	0	10033	-21	144	56	-190	0	-11
3/31/2022	10.30%	53.70%	33.29%	2.71%	0.00%	100.00%	1038	5411	3355	273	0	10077	101	-394	246	91	0	44
4/30/2022	10.71%	56.46%	30.07%	2.77%	0.00%	100.00%	1084	5714	3043	280	0	10121	46	303	-312	7	0	44
5/31/2022	10.91%	56.07%	30.24%	2.77%	0.00%	100.00%	1095	5626	3034	278	0	10033	11	-88	-9	-2	0	-88
6/30/2022	11.16%	57.01%	29.28%	2.55%	0.00%	100.00%	1116	5702	2928	255	0	10001	21	76	-106	-23	0	-32
7/31/2022	11.16%	55.46%	30.68%	2.70%	0.00%	100.00%	1116	5547	3069	270	0	10002	0	-155	141	15	0	1
8/31/2022	11.24%	68.29%	17.64%	2.72%	0.11%	100.00%	1127	6846	1768	273	11	10025	11	1299	-1301	3	11	23
9/30/2022	11.53%	68.43%	17.61%	2.43%	0.00%	100.00%	1152	6840	1760	243	0	9995	25	-6	-8	-30	-11	-30
10/31/2022	11.28%	68.86%	17.37%	2.49%	0.00%	100.00%	1137	6941	1751	251	0	10080	-15	101	-9	8	0	85
11/30/2022	11.39%	68.67%	17.43%	2.51%	0.00%	100.00%	1135	6844	1737	250	0	9966	-2	-97	-14	-1	0	-114
12/31/2022	11.40%	68.35%	17.84%	2.41%	0.00%	100.00%	1142	6849	1788	242	0	10021	7	5	51	-8	0	55
1/31/2023	11.90%	67.94%	18.52%	1.64%	0.00%	100.00%	1187	6779	1848	164	0	9978	45	-70	60	-78	0	-43
2/28/2023	12.31%	70.09%	16.79%	0.81%	0.00%	100.00%	1234	7025	1683	81	0	10023	47	246	-165	-83	0	45
3/31/2023	12.27%	67.82%	19.22%	0.69%	0.00%	100.00%	1236	6832	1936	70	0	10074	2	-193	253	-11	0	51
4/30/2023	12.49%	67.44%	19.38%	0.69%	0.00%	100.00%	1251	6757	1942	69	0	10019	15	-75	6	-1	0	-55

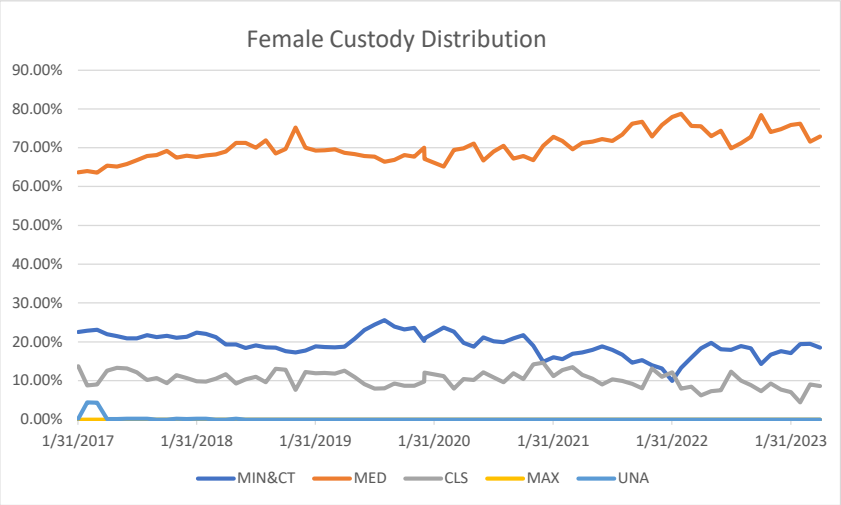
Female Custody Distribution
90.00%
80.00%
70.00%
60.00%
50.00%
40.00%
30.00%
20.00%
10.00%
0.00%
1/31/2017
1/31/2018
1/31/2019
1/31/2020
1/31/2021
1/31/2022
1/31/2023
MIN&CT
MED
CLS
MAX
UNA

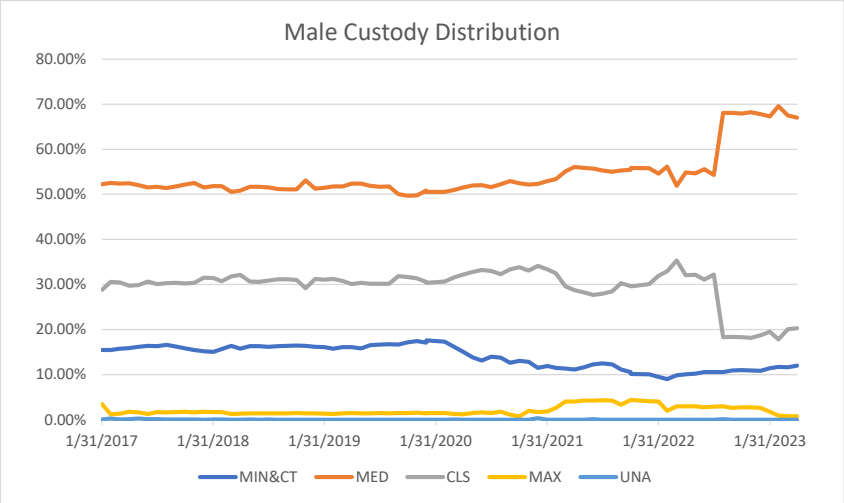
Male Custody Distribution
80.00%
70.00%
60.00%
50.00%
40.00%
30.00%
20.00%
10.00%
0.00%
1/31/2017
1/31/2018
1/31/2019
1/31/2020
1/31/2021
1/31/2022
1/31/2023
MIN&CT
MED
CLS
MAX
UNA

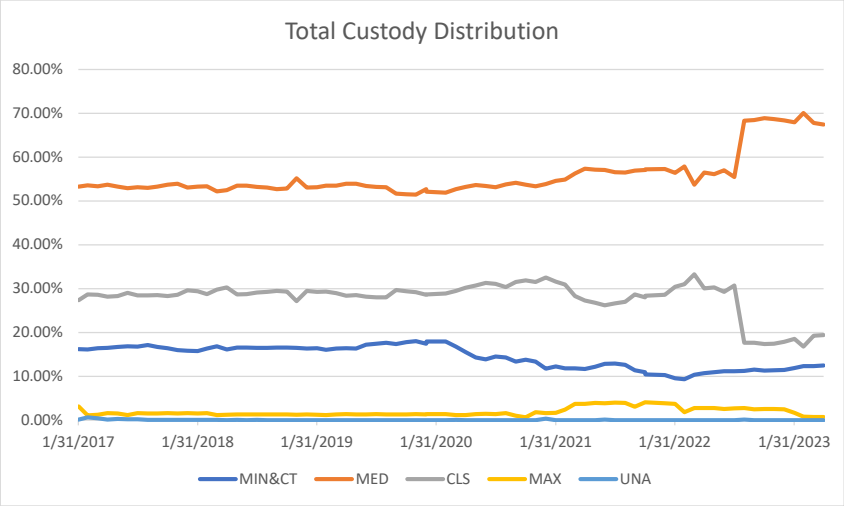
Total Custody Distribution
80.00%
70.00%
60.00%
50.00%
40.00%
30.00%
20.00%
10.00%
0.00%
1/31/2017
1/31/2018
1/31/2019
1/31/2020
1/31/2021
1/31/2022
1/31/2023
MIN&CT
MED
CLS
MAX
UNA